Count

Name _____

Count the pictures. Write how many.



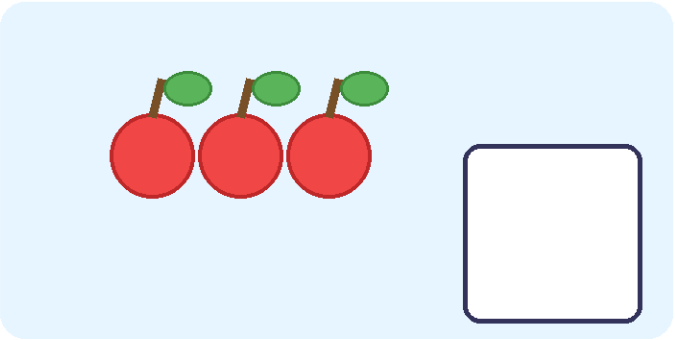

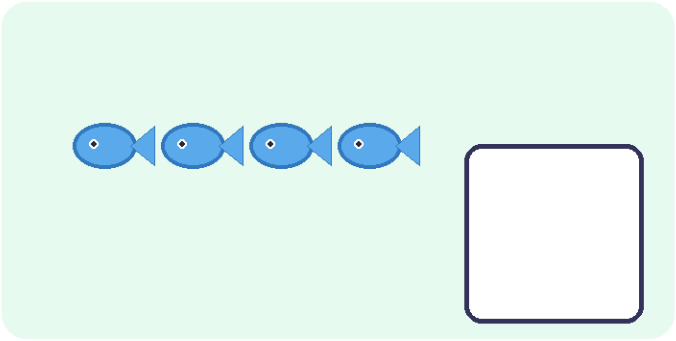



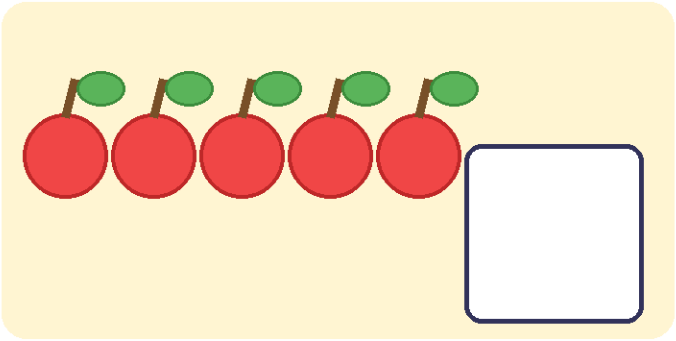

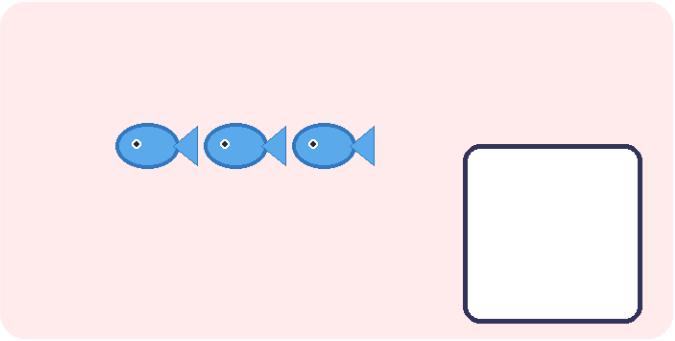



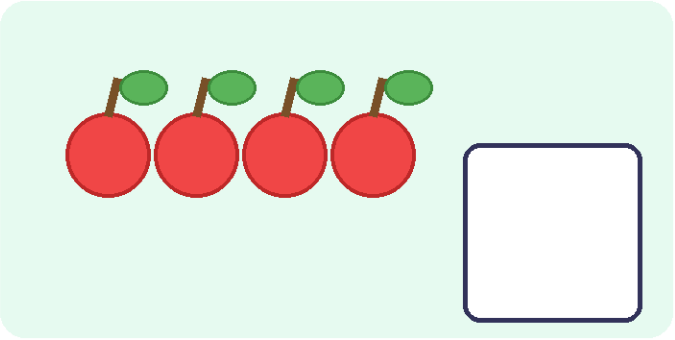

© 2026 Cubriculum · For your family's use only · Please don't share copies.

Dots

Name _____

How many dots? Write the number.



How many dots? ☐



How many dots? ☐



How many dots? ☐



How many dots? ☐



How many dots? ☐



How many dots? ☐



How many dots? ☐



How many dots? ☐

© 2026 Cubriculum · For your family's use only · Please don't share copies.

Pencil Play

Name _____

Trace the paths. Start at the green dot.

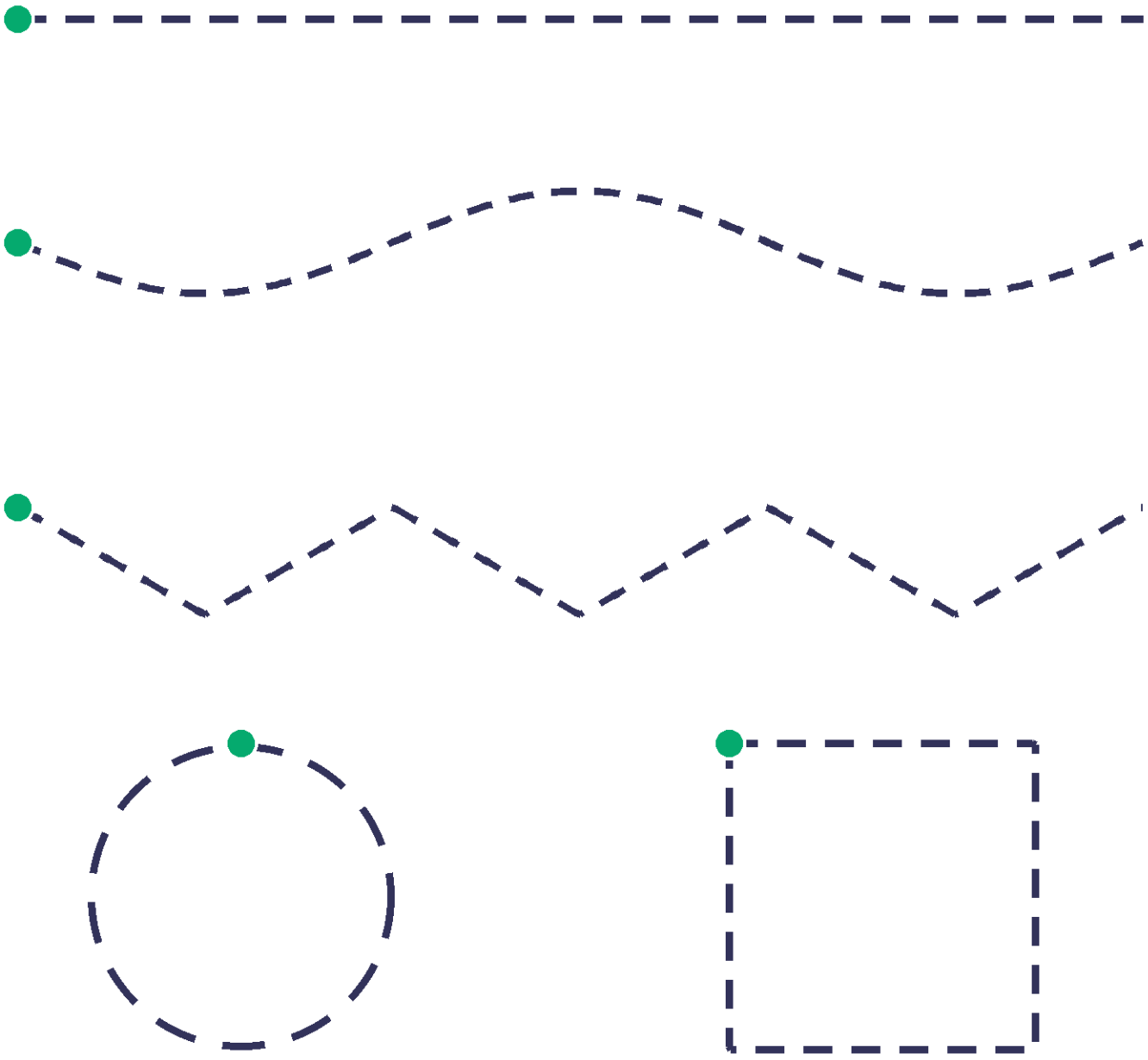

© 2026 Cubriculum · For your family's use only · Please don't share copies.

Trace and Write

Name _____

Trace the numbers. Then write them in the boxes.







© 2026 Cubriculum · For your family's use only · Please don't share copies.

Put in Order

Name _____

Connect the dots: 1, 2, 3, 4, 5, and back to 1.



Write the missing numbers.

1 ☐ 3 ☐ 5

© 2026 Cubriculum · For your family's use only · Please don't share copies.

What to Look For · Week 1

For the grown-up sitting beside them. Five minutes is plenty.

The hold

Three fingers on the pencil, and the other hand holding the page still. That matters more than neatness right now.

Start at the top

Every number starts at the top and moves down. If you build one habit this year, build that one.

Normal at 3

Mirror digits, wobbly lines, pressing hard, and switching hands are all normal at this age. Smile and move on.

One nudge a week

Pick at most one thing to gently correct. Praise the specific effort you saw, not just the result.

Stop while it's fun

Ending early beats pushing through tears. Tomorrow counts too — the pages will still be there.

Next week: counting to 10, and writing 4 and 5.

© 2026 Cubriculum · For your family's use only · Please don't share copies.